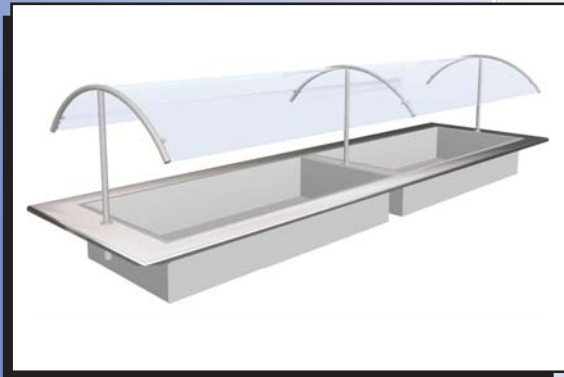
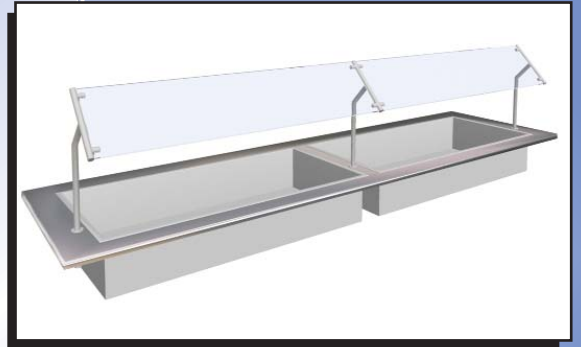


1 GUARD Series

THE ALL STAINLESS SYSTEM

1" Stainless Steel Supports

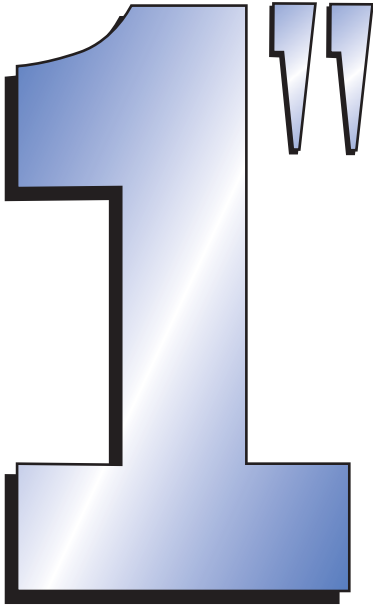
The Ultimate in
Food Visibility



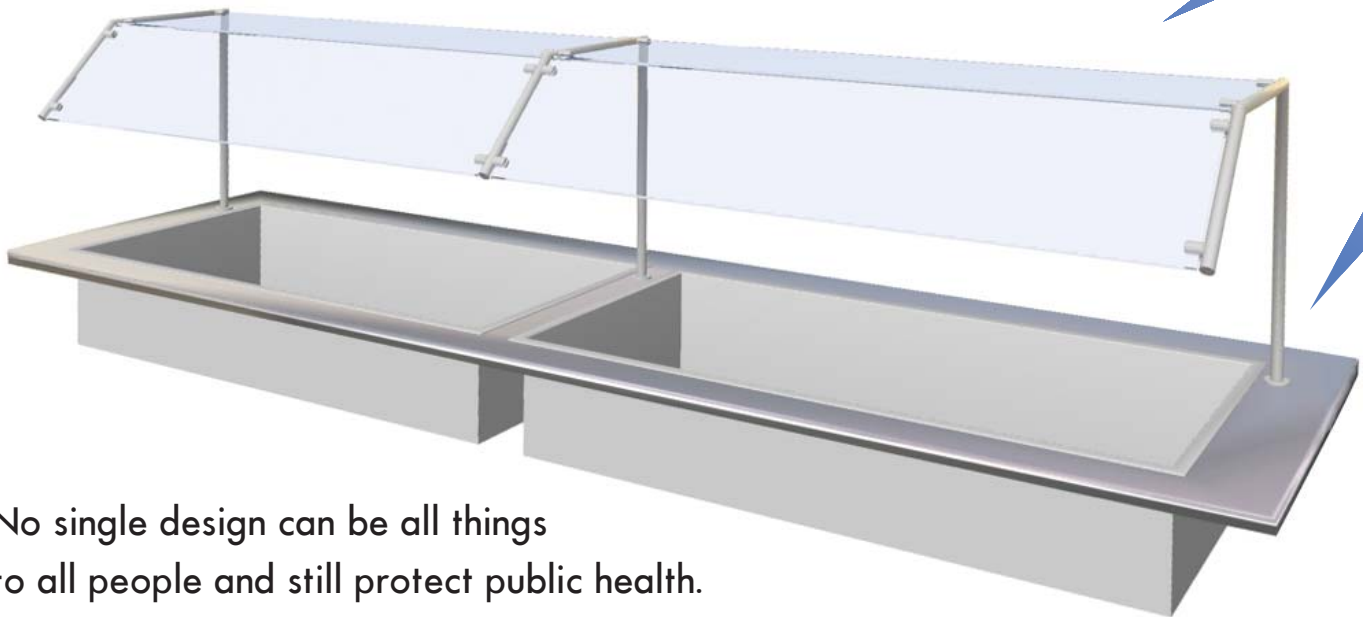
Our shields
perform a
**DISAPPEARING
ACT!**

PREMIER**1****SOURCE**[®]

Your **1**st Choice in Food Shield Technology



Minimize the shield. Maximize your profits.
The most comprehensive 1" stainless steel system on the market.



No single design can be all things to all people and still protect public health. Whether it's full, self or combo service, our new **1GUARD Series** THE ALL STAINLESS SYSTEM virtually disappears, meeting essential NSF code compliance with minimal distraction. Form meets function in our profiles that please even the most discriminating eye. No adjustment required!



PREMIER1SOURCE®

Introducing

1 GUARD Series

THE ALL STAINLESS SYSTEM



Simplicity itself!

A food shield so minimal that it virtually disappears

Health code compliant - no adjustability, no liability

Time honored designs and coverages in 1" all-stainless construction. See profile chart on reverse.

Available with:

- Heat
- Heat/Light
- Light
- Thousands of colors & finishes
- 3/8", 60" glass spans
- **1SPAN** up to 8 feet



Proven Performance. Quality Products.

Customer Satisfaction

Our staff and local factory representatives are always ready to assist you.

Lead Time

The best products in the world are of little value when they arrive on the job site too late. Our lead times are among the shortest in the industry. Simple projects ship within 72 hours, 4 weeks maximum for custom projects with heat and lights.

Quality

With nearly three decades of architectural metal experience, our products are built to the highest standards of quality, aesthetics and structural integrity. The level of fit and finish and the quality of design are the best in the industry.

Warranty

Rest easy because our products come with a one year warranty.




Premier Plant. Armour Industrial Park, Atlanta, GA

Traditional Brass

Choose from our classic 2" Channeltube, 1-1/2" Paneltube or 1x1/2" FixturChanL tubing styles for a more traditional look.



Traditional to Cutting Edge. A profile to meet the most demanding tasks.



Here's a small sampling of the food shield profile choices available in any one of our tubing styles. Let our engineers custom design a solution for your unique requirements and spatial constraints.

